

ASEAN Snapshot

Special Coverage On Tourism

May 2018

The Association of Southeast Asian Nations (ASEAN) was established on 08 August 1967 in Bangkok, Thailand, with the signing of the ASEAN Declaration.

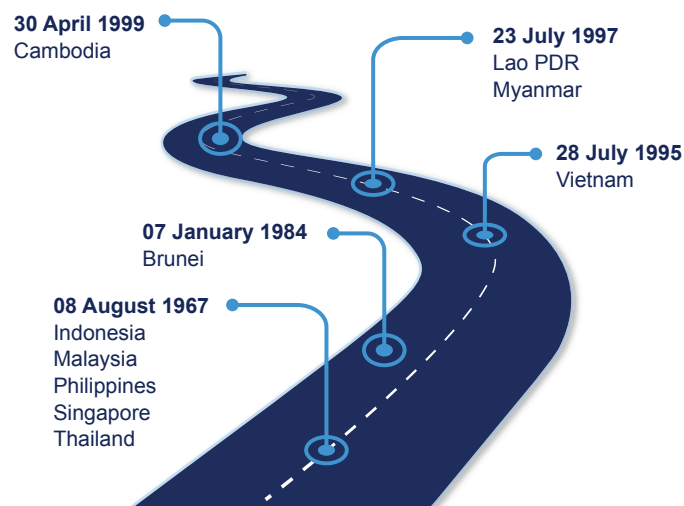
ASEAN-10 was formed when the 10th member state joined on 30 April 1999. The member states are Brunei, Cambodia, Indonesia, Laos, Malaysia, Myanmar, Philippines, Singapore, Thailand and Vietnam.

Last year, ASEAN celebrated its 50th anniversary of establishment (1967-2017). From five founding Member States in 1967 to ten now, ASEAN's economy has expanded over 100-fold since its establishment.

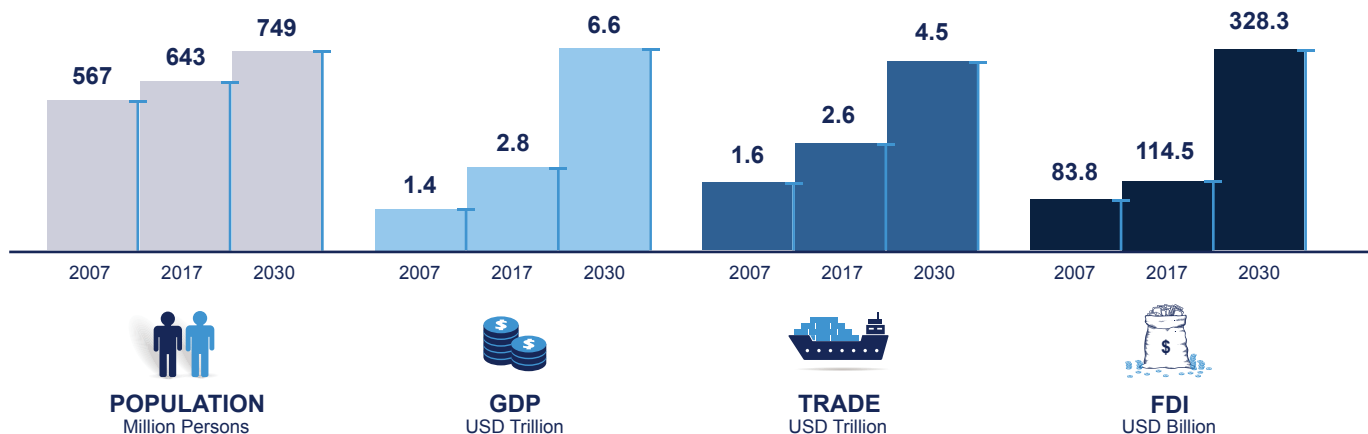
The 32nd ASEAN summit was held in Singapore from 25-28 April as part of its chairmanship of ASEAN this year. Key takeaways:

- ASEAN Leaders' Vision for a Resilient and Innovative ASEAN, adopted as the guiding document to achieve ASEAN's 2018 goals
- Establishment of the ASEAN Smart Cities Network
- ASEAN Leaders' Statement on Cybersecurity Cooperation adopted
- Finalisation of the Model ASEAN Extradition Treaty
- Singapore-ASEAN Youth Fund renewed with a USD 3.8 million top-up by Singapore

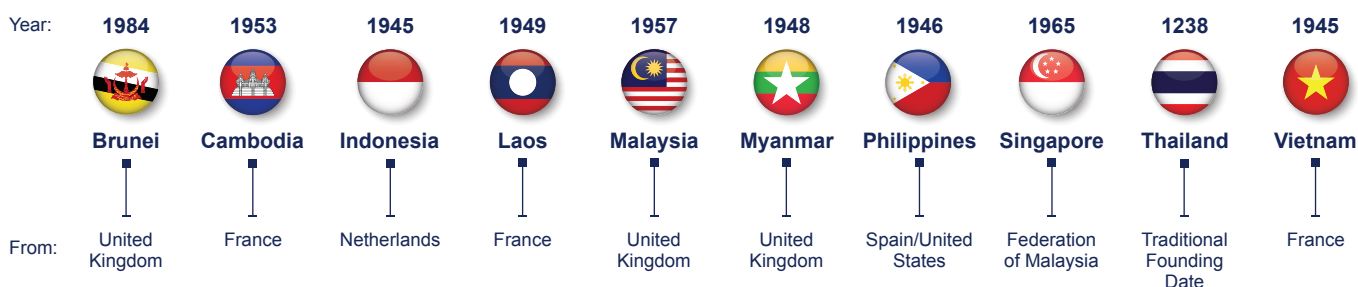
ASEAN ESTABLISHMENT



ASEAN ECONOMIC PERFORMANCE



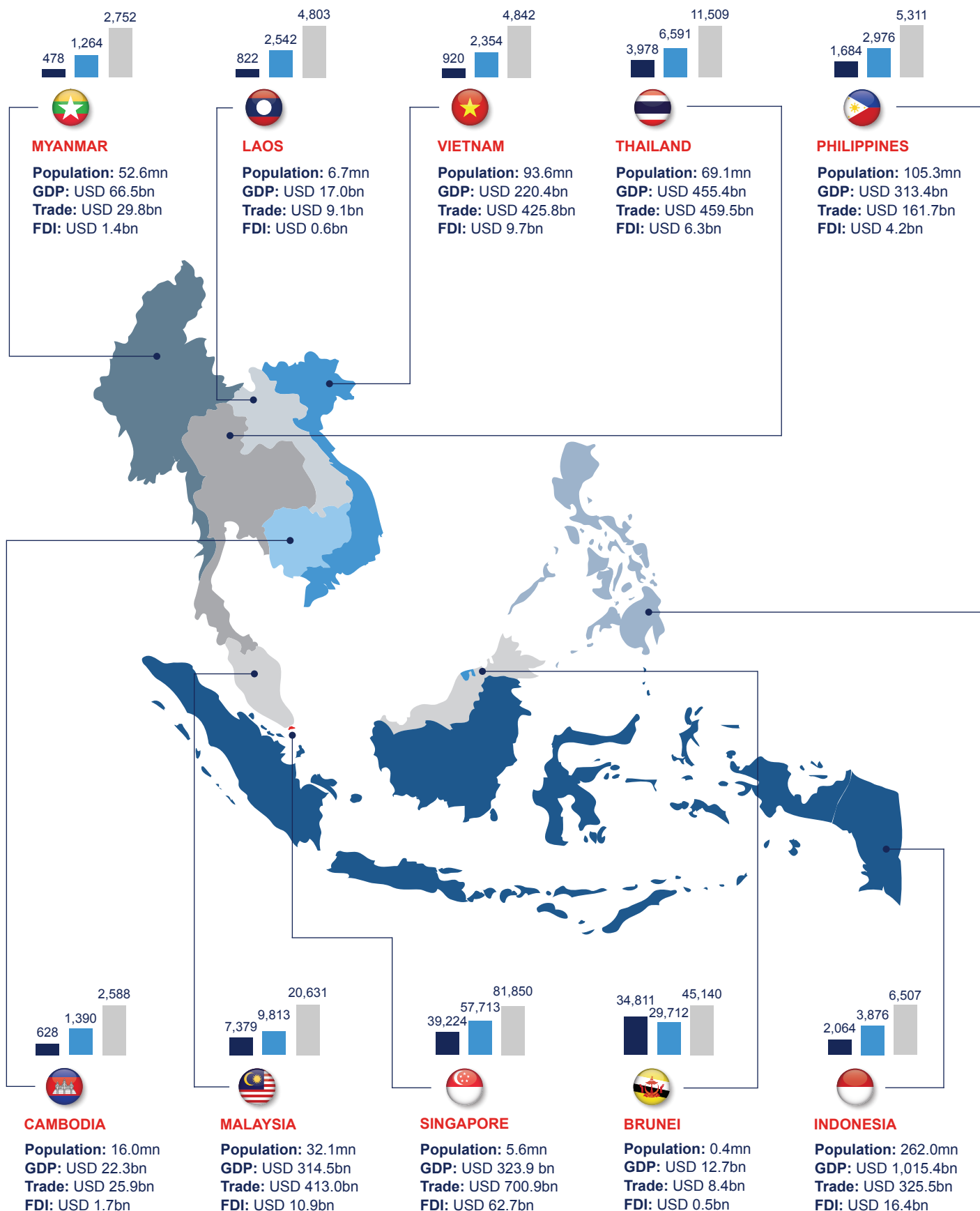
ASEAN COUNTRIES DECLARED INDEPENDENCE



ASEAN COUNTRIES ECONOMIC PROGRESS

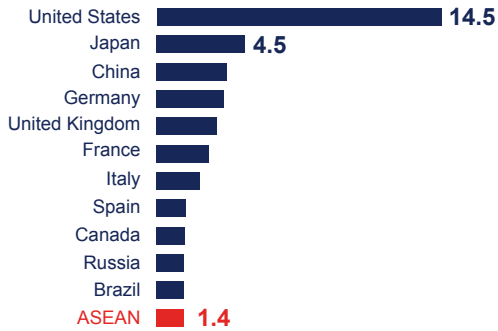
GDP per Capita (USD)

2007 2017 2030

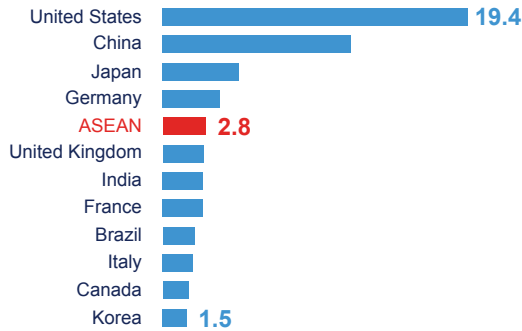


ASEAN ECONOMIC PROGRESS

2007 GDP
Current Prices, USD Trillion



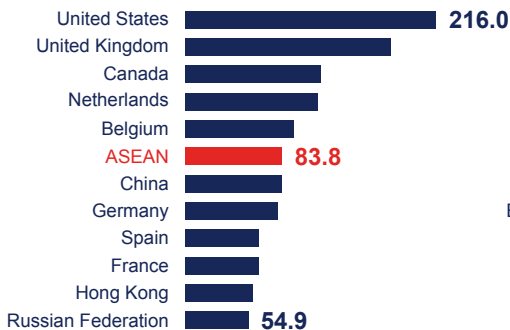
2017 GDP
Current Prices, USD Trillion



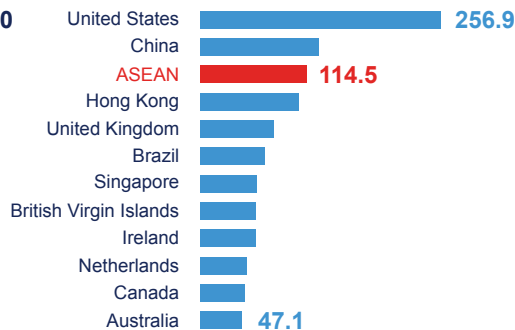
ASEAN has progressed rapidly over the decade. In 2017, the combined GDP (current prices) of ASEAN - if it was a single economy - placed it as the 5th largest in the world at USD 2.8 trillion, almost double the USD 1.4 trillion in 2007.

ASEAN also accounted for 3.5% of the world's GDP in 2017 from 2.4% in 2007.

2007 FOREIGN DIRECT INVESTMENT (FDI)
USD Billion




2017 FOREIGN DIRECT INVESTMENT (FDI)
USD Billion



Foreign Direct Investment (FDI) into ASEAN grew 37% to USD 114.5 billion in 2017 from USD 83.8 billion a decade ago.

ASEAN was ranked 3rd highest in the world for FDI inflows in 2017.

2017 TOTAL TRADE: TOP 10 RANKING IN THE WORLD
USD Trillion



INTRA-ASEAN TRADE

Intra-ASEAN trade increased by 47% to USD 543 billion in 2017 from USD 369 billion in 2007.



ASEAN TRADE WITH UNITED STATES

Share of US in ASEAN's total trade fell to 9.9% in 2017 from 11.7% in 2007.



ASEAN TRADE WITH THE WORLD

ASEAN's total trade with the world soared 61% to USD 2.6 trillion in 2017 from USD 1.6 trillion in 2007.



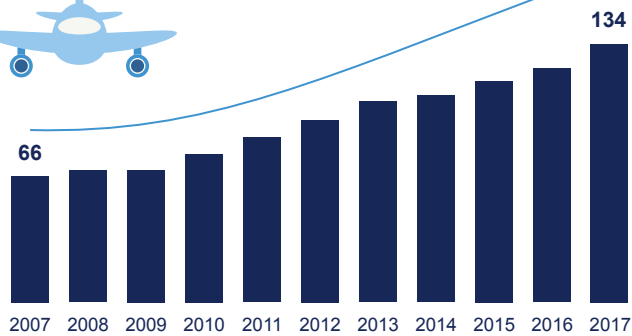
ASEAN TRADE WITH CHINA

Share of China in ASEAN's total trade jumped to 18.7% in 2017 from 12.5% in 2007.

ASEAN TOURISM

TOURIST ARRIVALS INTO ASEAN

Million Persons



Tourist arrivals into ASEAN soared **104%** between 2007-2017



1,516%

Among the 10-member states, Myanmar has the highest jump in tourist arrivals, soaring 1,516% to reach **6.0 million** persons in 2017 compared with 0.4 million in 2007.




208%

Laos has the next highest jump in tourist arrivals after Myanmar, climbing 208% to reach **5.0 million** persons in 2017 from 1.6 million a decade ago.




192%

Tourist arrivals in Vietnam rose 192% to **12.3 million** persons in 2017, ranking 3rd among the ASEAN members. Tourist arrivals in 2007 was only 4.2 million.

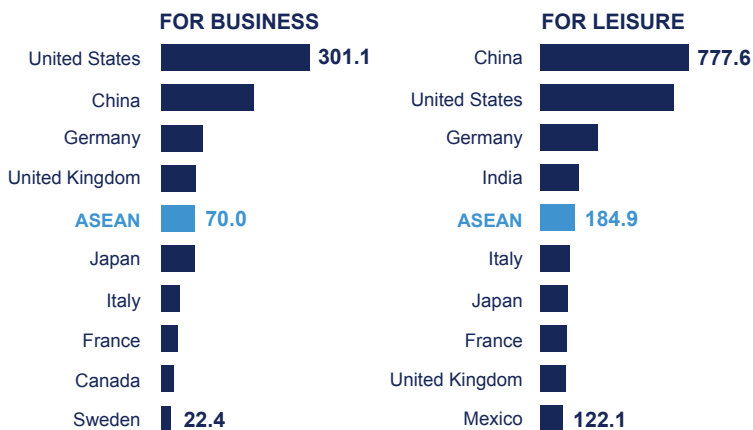


2017 Tourist Arrivals Compared With 2007



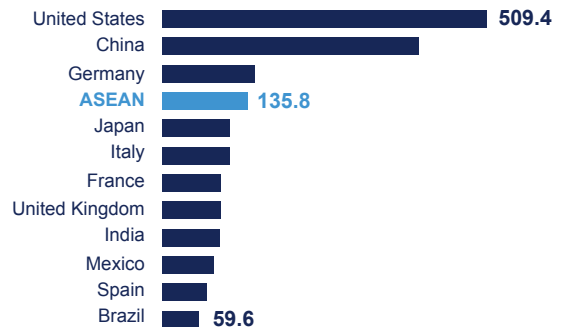
2017 ASEAN TOURISM SPENDING RANKING

USD Billion



2017 TOURISM DIRECT VALUE ADDED

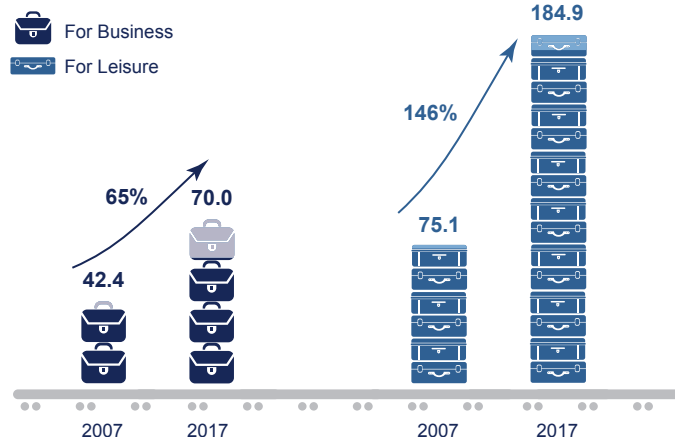
USD Billion



ASEAN's tourism contribution to GDP almost double in 10 years to USD 135.8 billion in 2017, ranking 4th in the world in 2017 from 10th in 2007.

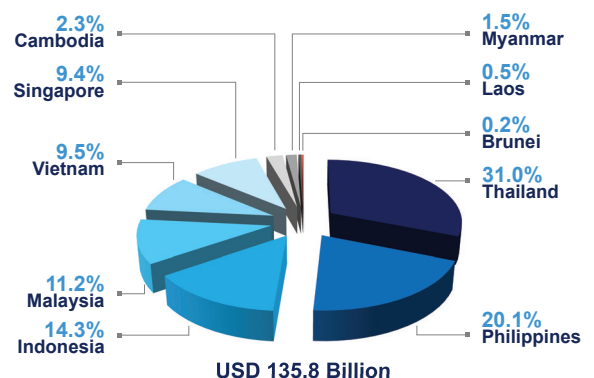
ASEAN TOURISM SPENDING BETWEEN 2007-2017

USD Billion



BREAKDOWN OF 2017 ASEAN TOURISM DIRECT VALUE ADDED

% Share



USD 135.8 Billion

References

ASEAN Secretariat
www.aseanstats.org/

IMF World Economic Outlook April 2018
www.imf.org/en/Publications/WEO/Issues/2018/03/20/world-economic-outlook-april-2018

United Nations Conference on Trade and Development (UNCTAD)
www.unctad.org/en/Pages/Home.aspx

Central Intelligence Agency (CIA)
www.cia.gov/index.html

World Travel & Tourism Council
www.wttc.org/

Compiled by UOB Global Economics & Markets Research

Email: GlobalEcoMktResearch@uobgroup.com
URL: www.uob.com.sg/research

This publication is strictly for informational purposes only and shall not be transmitted, disclosed, copied or relied upon by any person for whatever purpose, and is also not intended for distribution to, or use by, any person in any country where such distribution or use would be contrary to its laws or regulations. This publication is not an offer, recommendation, solicitation or advice to buy or sell any investment product/securities/instruments. Nothing in this publication constitutes accounting, legal, regulatory, tax, financial or other advice. Please consult your own professional advisors about the suitability of any investment product/securities/ instruments for your investment objectives, financial situation and particular needs.

The information contained in this publication is based on certain assumptions and analysis of publicly available information and reflects prevailing conditions as of the date of the publication. Any opinions, projections and other forward-looking statements regarding future events or performance of, including but not limited to, countries, markets or companies are not necessarily indicative of, and may differ from actual events or results. The views expressed within this publication are solely those of the author's and are independent of the actual trading positions of United Overseas Bank Limited, its subsidiaries, affiliates, directors, officers and employees ("UOB Group"). Views expressed reflect the author's judgment as at the date of this publication and are subject to change.

UOB Group may have positions or other interests in, and may effect transactions in the securities/instruments mentioned in the publication. UOB Group may have also issued other reports, publications or documents expressing views which are different from those stated in this publication. Although every reasonable care has been taken to ensure the accuracy, completeness and objectivity of the information contained in this publication, UOB Group makes no representation or warranty, whether express or implied, as to its accuracy, completeness and objectivity and accept no responsibility or liability relating to any losses or damages howsoever suffered by any person arising from any reliance on the views expressed or information in this publication.



RIGHT BY YOU