

# UOB Art Explorer

## Art At Home



### **Tutorial 14 : Sunflower Artwork**

Step-by-step guide to create a sunflower artwork using acrylic paint


*In partnership with UOB Painting of the Year winning artists*






Materials: Canvas, Paintbrushes, Pencil, Acrylic Paint, Palette Paper and Water





Start with drawing the pollen. Draw two circles.





Draw the petals around the circles with gaps in between.






Fill the gaps with additional layers of petals. Overlap the petals.





Draw the stem.





Sketch leaves on the stem.





Prepare the acrylic paint. Add a little water to thin the paint consistency.





Mix yellow and green paints to paint some petals in this shade.





Mix yellow and white paints to paint some petals in this shade.





Add white paint to the mixed coloured paint of yellow and white. Paint the remaining petals.





Mix red and yellow paints to colour the white gaps between the petals.





Mix green, blue and white paints. Paint the stem.





Mix green and red paints. Paint the edge of the stem to create contrast.





Mix yellow, green and white paints. Paint the leaves.





Mix white, green and yellow paints. Paint some sections of the stem to create contrast.





Mix blue and green paints. Paint parts of the leaves to create contrast.





Mix green and yellow paints. Paint the veins of the leaves.





Mix yellow, red and green paints. Paint the outer circle.





Mix green and brown paints. Paint the inner circle.





Mix yellow, white and red paints. Dab the paint gently on the outer circle using a pointed brush to create texture.





Mix green, yellow and white paints. Dab the paint gently on the inner circle using a pointed brush to create texture.





Mix yellow, red and green paints. Dab around the outer circle gently using a pointed brush.





Mix green and brown paints. Dab around the inner circle gently using a pointed brush.





Mix yellow and red paints. Trace the outline of the petals.






Mix the yellow and green paints. Add some water to thin the paint consistency. Paint a circle around the pollen.





Mix yellow and red paints. Add some water to thin the paint consistency. Paint over the bottom part of some petals.





Apply the same technique to create another artwork.



## Three important tips:

- 1 Draw petals of different sizes for a natural look
- 2 Blend colours quickly as acrylic paint dries fast
- 3 Add water to the paint to create a translucent effect





## Casey Tan

**2019 UOB Painting of the Year (Singapore)  
Most Promising Artist of the Year, Emerging Artist Category**

Casey Tan is a Singaporean painter whose works are centered on visual metaphor and narrative. Many of his artworks draw inspiration from song lyrics, movies, books and other genre of art, often finding connections between these sources of inspiration to the life experienced. Sometimes bringing drama and fantasy to the ordinary.

Casey graduated from the Nanyang Academy of Fine Arts (NAFA), Singapore in 2016 with a Diploma in Fine Arts, where he was also the recipient of the Ngee Ann Kongsi Scholarship. Prior to NAFA, Casey studied Digital Animations at Institute of Technical Education, Singapore, where he started painting after being inspired by the works of old masters and occasionally the visual aesthetic of eastern and western animations. In his recent practice, he tries to avoid working by intuition, but instead takes time to understand and explore different ways of interpreting a particular scenario. He believes not all art have to be decorative, but one that can aspire to provide narrative.

Casey was awarded the 2019 UOB Painting of the Year (Singapore), Most Promising Artist of the Year, Emerging Artist Category with his work, *The Water Is Wide*. He received several recognitions for his artistic contributions during his time in National Service, and notably in 2017, his painting was presented to the former President of the Republic of Singapore, Dr Tony Tan.

Besides been commissioned by Keppel, Temasek Holdings and other corporations, his artworks are collected by private collectors.